



THE EXECUTIVE BUDGET in this State is the means through which the Governor recommends ways of meeting responsibly the virtually unlimited demands for governmental services within the limits of available revenues. Provision must be made for those programs urgently needed to maintain the security and well-being of our citizens. Other programs, while desirable, are less vital. The essential ingredient in budgeting, therefore, is the development of **priorities** so that programs are recommended in accordance with relative need and in recognition of the cost to the State taxpayer.

The Budget I present to you today invests our current resources for substantial benefits in the years ahead. These benefits will be in the form of social and economic gains—such as more jobs for our workers, better education for our children, better law enforcement to protect our persons and property, improved health and recreational facilities, and a more effective government generally.

GOVERNOR NELSON A. ROCKEFELLER
 Budget Message, January 22, 1964

Contents

	Page
FINANCIAL SUMMARY	2
MAJOR STATE FUNCTIONS	5
Education	6
Highways and Highway Safety	10
Health and Mental Health	12
Social Welfare	16
General Government	20
Public Safety	23
Services to Agriculture, Business and Labor	26
Natural Resources and Recreation	28

APPENDIX

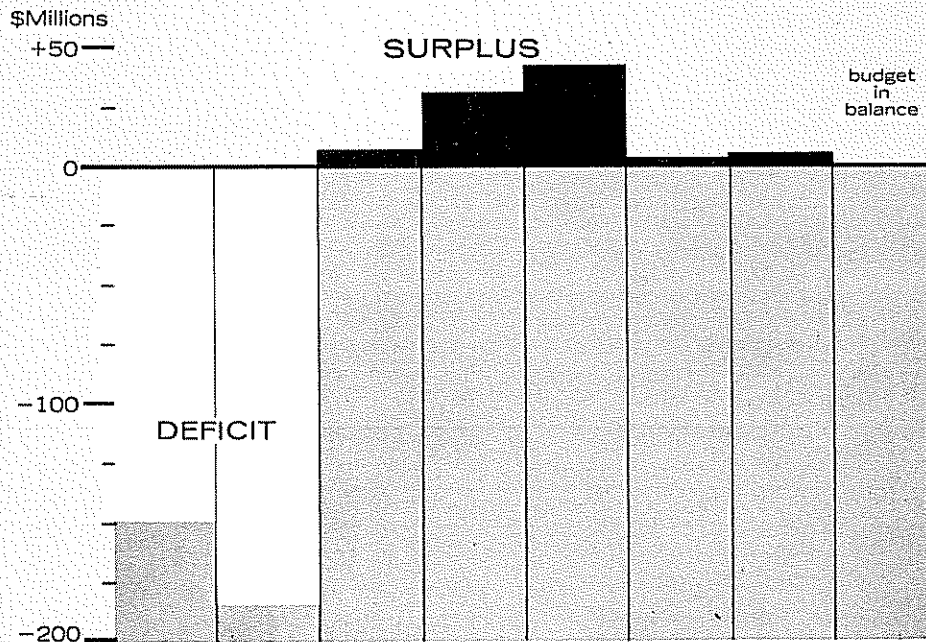
Tables

1. State Financial Operations	31
2. State Income	32
3. Local Assistance Fund Appropriations	33
4. State Purposes Fund Appropriations	34
5. Capital Construction Fund Appropriations	35
6. Functional Classification of Estimated Expenditures, 1964-65	36
7. Net Outstanding State Debt, March 31, 1964	36

Selected Source Material on State Finance

EXECUTIVE DEPARTMENT
 DIVISION OF THE BUDGET
 Albany, N.Y.


1957-58 58-59 59-60 60-61 61-62 62-63 63-64 64-65



FINANCIAL SUMMARY

THE 1964-65 BUDGET amounts to \$2,921 million, of which more than half is for aid to localities, with the remainder supporting direct State services and capital construction. Highlights of State finances in 1964-65 are:

- **SIXTH CONSECUTIVE BALANCED BUDGET**, on a pay-as-you-go basis.
- **NO TAX INCREASES.**
- **\$73 MILLION INCREASE IN STATE AID TO ELEMENTARY AND SECONDARY EDUCATION**, raising such aid to a level almost double that of 1958-59.
- **FURTHER DECLINE IN TAX-FINANCED DEBT**, for a total reduction since 1959 of about \$145 million by March 31, 1965.



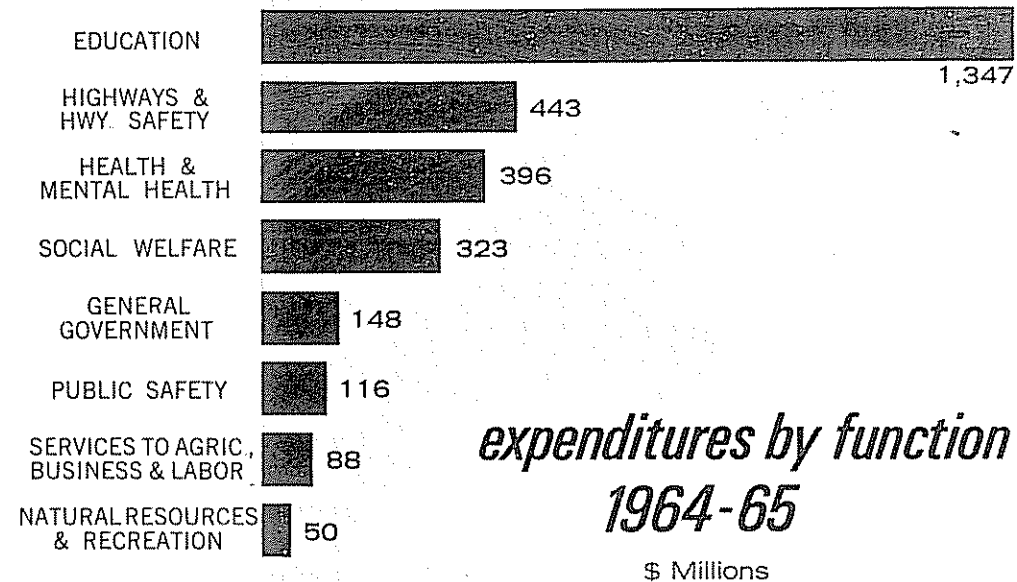
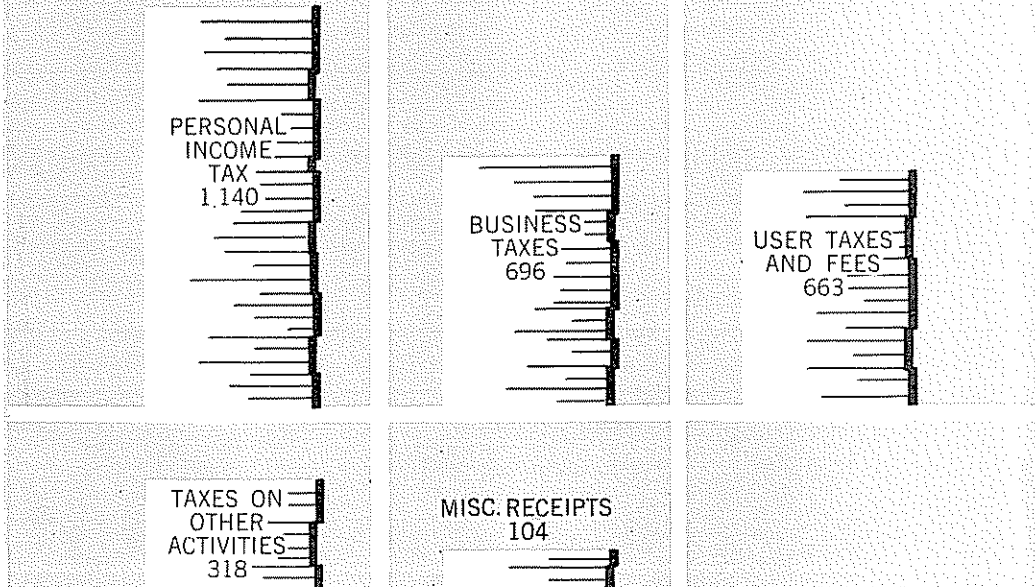
STATE INCOME AND EXPENDITURES

(millions of dollars)

	1963-64 Actual	1964-65 Estimated	Change
Income	2,785	2,921	+ 136
Expenditures			
Aid to localities	1,545	1,664	+ 119
State operations	873	929	+ 56
Capital construction	328	293	- 35
Debt service (long term)	35	35
Total expenditures	2,781	2,921	+ 140
Surplus	4	- 4

1964-65 income

\$Millions



Major REVENUE DEVELOPMENTS of 1964-65:

- Completion of the transition to a fully current payment schedule for the State's major business taxes.
- Elimination of the outmoded discount for prompt payment of the estate tax.
- Simplification of corporation franchise and bank taxes by conforming State administrative procedures with Federal procedures.
- Simplification of commercial vehicle registration fees.
- Full effectiveness of faster write-off of investments in new plant, machinery and equipment than under Federal law and of one-year depreciation write-off for new research and development facilities.

MAJOR STATE FUNCTIONS

THE STATE PROVIDES a variety of services which directly or indirectly benefit every resident, enterprise and community in New York State. These services are grouped under eight major functions to permit the Legislature and the public to relate costs directly to the services provided. The highlights of the budget for each of these functions are described on the pages that follow.

In addition to estimated 1964-65 expenditures of \$2,921 million from State funds, certain State and local programs are financed partly through Federal funds and other monies.

This *Budget Summary* reflects action by the Legislature on the Governor's 1964-65 budget and revisions in the revenue outlook. For greater detail on the organization and operations of all State agencies, the reader may refer to the Governor's *Executive Budget* of January 22, 1964, copies of which are available in libraries throughout the State.



EDUCATION

Estimated expenditures: \$1,347 million
46% of State Budget

EDUCATION PROGRAMS account for the largest share of the State's budget. In 1964-65, expenditures for education are expected to rise by \$129 million over the previous year, an increase larger than that of all other functions combined.

Elementary and Secondary Education More than three million pupils attend locally operated elementary and secondary public schools in New York State. The State pays about 42 per cent of all local public school costs and provides supervisory and advisory services to the schools. State aid for elementary and secondary schools will total \$1,044 million this fiscal year, an increase of \$73 million over 1963-64. School districts whose financial capacity is close to the statewide average, measured on the basis of full value of real property, receive State aid of 49 per cent of operating expenses up to \$500 per pupil, while other districts above or below the statewide average receive correspondingly lesser or greater financial assistance. Districts are given aid for school construction in the same ratio as for operating expenses, and are reimbursed for 90 per cent of approved transportation expenditures. In addition, the six largest cities receive "density aid" equal to 10 per cent of operating aid to compensate for higher costs of vocational schools and of classes for the emotionally disturbed and the physically, mentally and culturally handicapped.

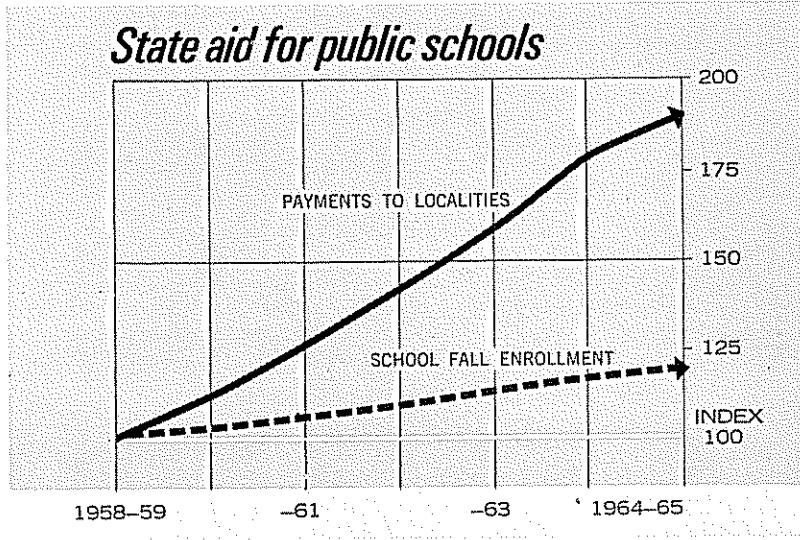
Other large school districts may be eligible for density aid. Certain districts may receive "sparsity aid" as compensation for either high per-student operating costs or low property valuation.

Besides increases in State aid resulting from rising enrollments and costs, the budget provides a \$12.5 million increase for the fiscal year 1964-65, or \$25 million for the school year. This will give each operating school district 3 per cent more in basic State aid.

An additional \$27 million will become available to school districts in the 1965-66 school year because of a reduction in their rate of retirement contributions. This will help these districts assume the cost of a portion of teachers' retirement contributions, giving teachers a 7 to 8 per cent increase in take-home pay in 1965-66.

Higher Education A major objective of the State's higher education program is to assure that no young man or woman with the desire and capacity will be denied a college education for lack of personal financial means or insufficient facilities. To further this goal, the State supports a sizable program of scholarships and fellowships, is accelerating expansion of the State University, and gives financial assistance to the City University of New York and numerous community colleges throughout the State. These and other higher education programs are expected to cost \$198 million in 1964-65.

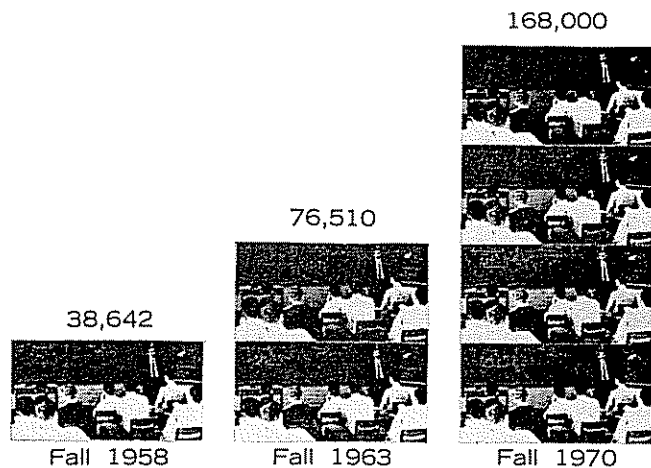
To help students meet expenses of higher education at public and private colleges, 67,700 general awards and 2,380 scholarships in medicine, dentistry and nursing are in effect, valued at \$24 million.



in 1964-65. Under the scholar incentive program, which has grown rapidly since its creation in 1961, about 137,500 awards worth \$26 million will be made in 1964-65. For students from low-income families who need help in addition to aid otherwise provided, 10,000 State University scholarships will be awarded. The State guarantees bank loans to students and pays all interest costs while students are in college and the excess over 3 percent thereafter. It is estimated that a total of 120,000 students will have outstanding loans guaranteed under this program, at a cost to the State of \$9 million in 1964-65. Legislation enacted this year helps graduate students by extending to eight years the period for which loans will be guaranteed.

The State University, comprised of 30 colleges and centers with a full-time enrollment of almost 60,000 in 1964-65, offers programs of study which include liberal arts, medicine, veterinary medicine, dentistry, law, pharmacy, engineering and technology, public affairs, maritime studies, agriculture, home economics, ceramics, forestry, industrial and labor relations and teacher training. Operating costs of the State University for 1964-65 are estimated at \$122 million, an increase of \$39 million over last year. In addition, the State pays one-half of construction costs and one-third of operating costs of 25 locally sponsored community colleges with a total full-time enrollment of 29,000. Three more community colleges are opening in the fall of 1964. The City University of New York will receive State assistance of \$32 million in 1964-65 while State aid to all community colleges, including those in New York City, is estimated at \$18 million.

enrollment doubles at State University




Since mid-1962, under an eight-year, \$1 billion, self-liquidating construction program, State University buildings worth \$62 million have been completed. Advances of about \$736 million have been authorized for construction under this program. Acceleration of building plans for the State University and community colleges will provide space for an estimated 160,000 full-time students by 1970, more than double the present enrollment.

Academic excellence as well as physical growth has been emphasized. To attract outstanding teacher-scholars to New York State, \$200,000 was provided this year to establish an Albert Einstein chair in science and an Albert Schweitzer chair in the humanities at colleges selected by the Board of Regents. The State's position in recruiting and retaining faculty for the University was strengthened this year by legislation increasing salaries, raising take-home pay by reducing employee retirement contributions, and giving faculty members the option of joining a nationwide retirement plan. Steps have been taken this year to improve the State University's internal budgeting and personnel procedures and to grant it greater autonomy, enabling the university better to cope with its rapid expansion.

NEW THIS YEAR:

- . . 200 graduate fellowships, half for part-time graduate study in engineering and science.
- . . Expansion of student loan program.
- . . Establishment of Einstein chair in science and Schweitzer chair in the humanities.
- . . Greater autonomy for State University.
- . . Salary increase, greater retirement benefits and optional retirement plan for faculty members.
- . . Three additional community colleges.
- . . \$500,000 for special programs helping disadvantaged students to attend the City University of New York.
- . . \$50,000 for scholarships in osteopathy.
- . . Regents College Teaching Fellowships given graduate students who agree to teach at a college in New York may now be used by New York residents at out-of-State schools.



HIGHWAYS and HIGHWAY SAFETY

Estimated expenditures: \$443 million, 15% of State Budget

THE STATE'S CONTINUING ECONOMIC GROWTH depends in large degree upon the safety and adequacy of its highways. Highway construction has created new industrial, agricultural and commercial opportunities in communities which once were not easily accessible, and good roads are essential to the State's tourist areas. Over 107,000 miles of State and local highways, roads and streets serve 7.3 million New York motorists, as well as great numbers of out-of-State shoppers, truckers, vacationers, businessmen and others.

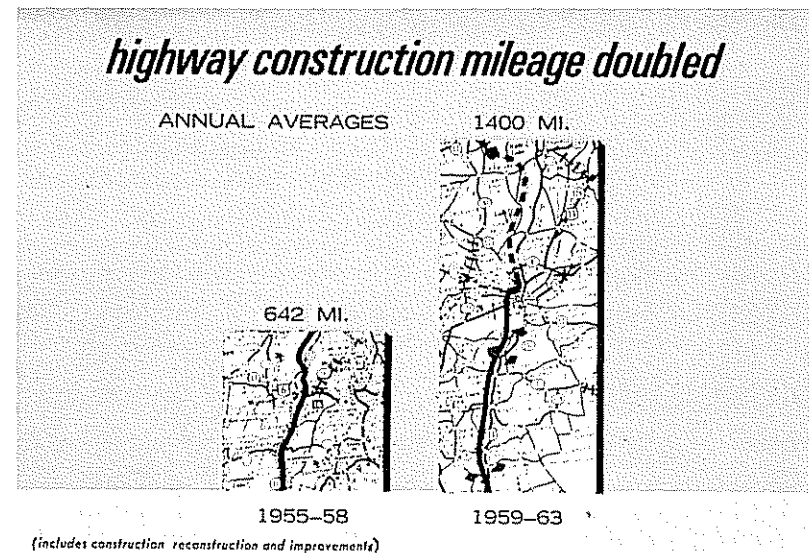
Construction and Maintenance An estimated \$291 million in State funds will be spent on highway systems in the State in 1964-65. With these funds, highways will be planned, rights-of-way acquired, highways, parkways, and bridges built, grade crossings eliminated, and existing highways resurfaced and maintained.

The State is striving to provide the public with a highway network equal to the demands of modern society. To reach this goal, the State supplements its own high level of appropriations by maximum use of Federal funds. Many road construction projects are joint Federal-State efforts. For example, 90 per cent of the cost of the interstate highway system is paid by the Federal government and 10

per cent by the State. New York has completed almost 70 per cent of the interstate highway system mileage assigned to it by the Federal government. In addition, State funds for construction, reconstruction and improvement of State primary and secondary highways and urban extensions are matched by the Federal government.

Construction is supplemented by an extensive State maintenance program. Continuing inspection and repair of existing highways are essential for motorists' safety and comfort. Pavement repair and marking, road shoulder improvement, culvert and drainage ditch maintenance, snow removal and ice control, traffic signal repair, and bridge painting and repair are important aspects of this work.

The State is interested in the adequacy of local road systems as well as its own, and bears a substantial portion of local costs through grants to towns, counties and New York City for construction and for maintenance and improvement of existing roads. Payments are made to counties and New York City equal to 25 per cent of the motor vehicle fees collected from residents of each county; 10 per cent of State motor fuel tax collections is paid to counties; and a flat grant based on highway and street mileage is made to New York City. The State aids the improvement of town highways by paying a portion of the cost of construction or repairs which meet State standards. State highway grants to localities will total \$78 million this year. In addition, local governments may devote a portion of the State per capita aid they receive to highway construction, repair and safety.



Highway Safety Highway safety is a major State concern, with expenditures for this purpose expected to be \$33 million this year. New York State's highway death rate in 1963 was only 4.5 per 100 million vehicle miles, compared to a national average of 5.4. The State licenses each New York driver, registers his vehicle, establishes standards for inspection and insurance, maintains records of violations and accidents, and may refer a habitual offender to a State driver improvement clinic. Research is conducted on medical and engineering aspects of vehicle safety. Road conditions are studied periodically so that appropriate speed limits and other traffic regulations may be established.

Activities of the State Police are important to the highway safety program. State troopers patrol highways and parkways, enforce driver license suspensions and revocations, weigh and inspect trucks, and check privately operated garages and service stations licensed to inspect motor vehicles.

State efforts to reduce the hazards of grade-level railroad crossings include installation of protective devices, construction of highway-railroad separation structures, and modernization of obsolete structures.

Legislation enacted this year:

- Conforms State "rules of the road" to national standards of the Uniform Vehicle Code.
- Authorizes the State Traffic Commission to set minimum speed limits on controlled-access highways outside New York City.
- Permits suburban towns to establish speed limits of more than 50 miles per hour if conditions warrant.
- Establishes standards for shoulder harness safety belts.

HEALTH and MENTAL HEALTH

Estimated expenditures: \$396 million, 14% of State Budget

THE STATE HAS EXTENSIVE RESOURCES to protect the health of its citizens. Its 19 mental hospitals, 2 psychiatric research facilities, 7 schools for the mentally retarded, and a special facility for epileptics provide for 145,000 persons annually. The State also operates after-



care mental health clinics, tuberculosis hospitals, a rehabilitation center for the physically handicapped, research and diagnostic laboratories, and treatment units for alcoholics and narcotics addicts. These institutions and health programs require almost 50,000 employees with skills in such fields as psychiatry, occupational therapy, nursing, pathology, bacteriology and sanitary engineering. This year \$299 million will be spent for mental health programs and \$97 million for public health activities.

Mental Health Services Care of the mentally disabled is a major State responsibility. Psychiatric research, to which the State Department of Mental Hygiene has made an important contribution, has opened new possibilities for care and treatment of the mentally ill. Improved therapeutic procedures, tranquilizing drugs, the open hospital system and an expanded community mental health program have brought about an average net decline of 800 patients annually in State hospitals during the past five years. This decrease occurred despite rising admissions, reflecting a reduction in the average length of hospital stay. This year comprehensive changes were enacted governing the admission, retention and discharge of mentally ill persons. Admission of mental patients to treatment facilities will be by medical certificates effective September 1, 1965, altering the present method of judicial commitments.

There are now 24,300 mentally retarded patients in State schools, 2,000 more than in 1959. Numerous steps have been taken to improve patient care, enhance staff training, and expand facilities. Notable advances have also been made toward preventing mental deficiency through direct treatment of infants suffering from phenylketonuria, known as PKU, a blood condition that causes brain damage in infants. If PKU is detected early, it may be corrected by a special diet. New York this year mandated the testing of all newborn infants for this disease.

The State has developed the nation's most comprehensive program for rehabilitating narcotics addicts through hospitalization and after-care treatment. This program has expanded in three years from a small research unit to a network of treatment and research centers with a projected capacity in 1965 of 555 beds, which will provide care for approximately 2,200 patients a year. This budget also provides for an expansion of the after-care program.

Addicts arrested for certain crimes who show potential for rehabilitation may elect to be treated at a State hospital rather than be committed to a penal institution. In 1963 some 1,050 addicts sought such treatment.

In recent years the State has encouraged expansion of services for community-based treatment of mental disability. An effective method of easing the return of mental patients to community life is the family-care program, which allows patients to board in private homes near hospitals. Legislation passed this year permits use of Federal funds for needy family-care patients, resulting in savings to the State of \$1 million annually. Local mental health services have also been expanded under the State-aided community mental health program. New York City and 33 counties, representing 94 per cent of the State's population, now participate. In 1964-65 the State, through removal of the per capita ceiling, will increase aid to localities for this program by \$2 million to give greater impetus to preventive, rehabilitative and treatment services and to encourage their coordination with the State hospital program.

The Mental Hygiene Facilities Improvement Fund, which assumed jurisdiction over all State mental hospital construction programs on January 1, 1964, will have carried out a \$300 million program by 1970 to accelerate construction and improvement of facilities for care, treatment and maintenance of the mentally disabled. These projects will be financed with self-liquidating bonds, to be redeemed from payments for hospital patients. Funds not required for construction will be deposited in the Mental Hygiene Services Fund

to purchase tranquilizing drugs, operate new facilities and provide other services.

Public Health Services The wide range of State public health activities includes programs to protect sources of water, control environmental hazards and disease, provide medical rehabilitation, and extend services for the chronically ill. The Bureau of Chronic Respiratory Diseases has been established in the Department of Health, reflecting increased concern for the prevalence of such chronic disabilities as bronchitis, emphysema and asthma. The rise in respiratory diseases contrasts with the dramatic decline in need for tuberculosis hospital care. The number of State-operated tuberculosis hospitals has decreased from seven to three over the past decade. Other chronic care services include study and control of heart diseases, arthritis and diabetes, while aid is given local agencies for medical care of the chronically ill and aged. Increased attention is being given to the baffling problems of cancer. The State's Roswell Park Memorial Institute conducts research in causes of the disease and provides care and treatment of patients, while construction of a new cell and virus research laboratory is under way there. The State also promotes cancer control programs and provides financial assistance for local detection centers and diagnostic clinics.

The State is acutely aware of environmental hazards. It has established rules to prevent air pollution, monitors natural and man-made sources of radiation, and provides aid to localities for studies of sewage treatment needs. The public will be further protected by new laws which provide for examination and licensing of x-ray technicians and establish an interdepartmental board to coordinate State programs combatting misuse of pesticides.

To stimulate adequate community health services, the State reimburses localities for about one-half of their expenditures for preventive inoculations, sanitation control, nursing services and maternal and child care, and shares the cost of local public laboratories and blood banks. Legislation this year requires local laboratories to make reasonable charges for services. The State also shares local costs for treating children with muscular dystrophy, cystic fibrosis, cerebral palsy and other diseases under the program for physically handicapped children. Legislation in 1964 transfers administration of this program outside New York City from the Family Court to local health officers, an important step toward establishing uniform standards of eligibility and service. In 1964-65 the cost of State aid for all local health programs is expected to total \$44 million.

Other legislation enacted this year:

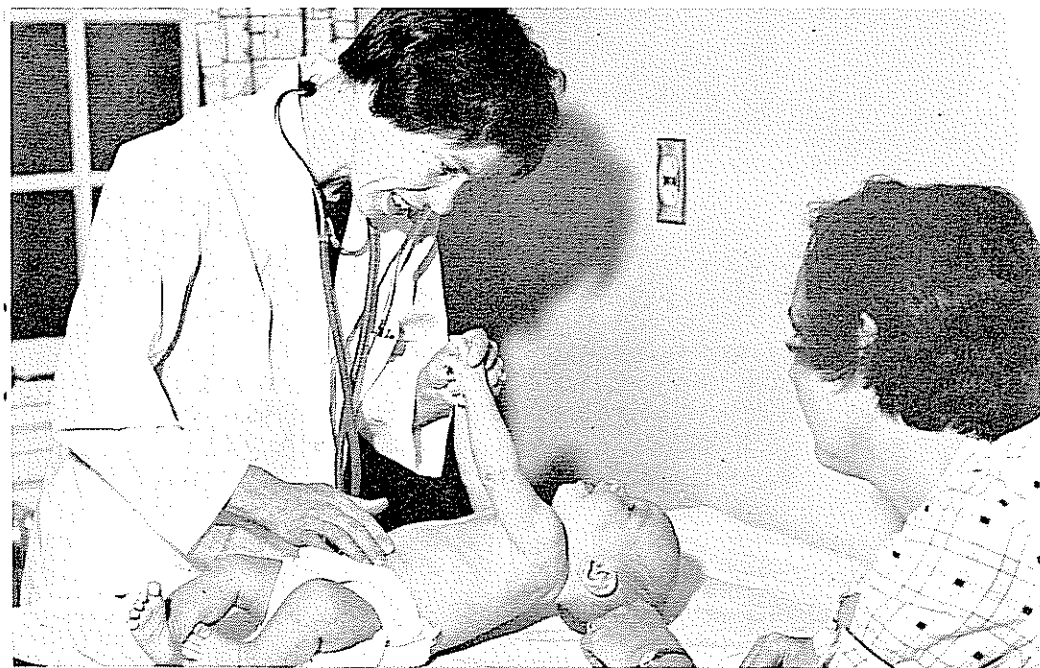
- Makes the State Board of Social Welfare, with advice from the Department of Health and local hospital review and planning councils, responsible for regulation and control of hospital and nursing home construction. This will insure orderly organization of such facilities throughout the State, help curb excess construction and control spiralling hospital costs.
- Permits nursing accommodations in certain types of housing projects.
- Sets up a statewide system for supervision and regulation of clinical laboratories and blood banks.

SOCIAL WELFARE

Estimated expenditures: \$323 million, 11% of State Budget

Public Assistance and Care Prevention of dependency and restoration of welfare clients to self-support are the goals of the State's welfare system. Various programs, administered by localities under State supervision, help the aged, the disabled, the blind, the medically indigent, dependent children and troubled youth, and other needy persons. The State will distribute \$255 million in Federal aid to localities this year for these purposes, and provide \$236 million in State aid for one-half of the remaining costs. Among the specialized activities of the State are home teaching and rehabilitative services for the blind, registration of fund-raising organizations and coordination of services to Indians. The State also counsels veterans, shares in city and county costs for services to veterans, supervises the distribution of surplus foods for needy families, and inspects public and private institutions.

A new State program, financed by the State and Federal governments, will help prepare certain relief recipients for adequately paying jobs through adult elementary education courses and basic job orientation given in local schools. Welfare administration will be improved by laws enacted this year mandating minimum salaries for social workers and clarifying the role of the Commissioner of Social Welfare by requiring the Governor's approval of his appointment, conforming his term of office to that of the Governor and redefining



the responsibilities of the commissioner and the Board of Social Welfare

Youth Programs Many State services help youth and combat juvenile delinquency. The Division for Youth operates five youth homes, five short-term adolescent resident training centers, four youth camps and two residential after-care units. These will provide treatment and rehabilitation this year for about 800 delinquent or potentially delinquent youths aged 15 to 18. The division carries out research in delinquency prevention, and provides guidance and financial aid of about \$3 million to local youth bureaus, recreation projects, and community youth projects. It also sponsors training projects to increase the employability of youths 16 through 18 who dropped out of school. The Department of Social Welfare will open a facility this year for girls who need more intensive treatment, adding to the nine training schools and three group residences the department administers for 2,310 youths placed by the courts. Counseling and vocational and academic training help rehabilitate these youths, while services are also provided over 4,400 children on parole from the training schools.

Almost 70 per cent of public assistance recipients each month, or 500,000 persons, receive benefits under the federally-aided program for dependent children. The State also shares with localities the cost of children placed with foster parents, and enforces standards

in public and private child-care institutions. The State Department of Social Welfare, aided by the Federal government, is cooperating with three local public welfare units in a pilot project of day care in private homes for children whose mothers must work, whose parents are incapacitated, or who require assistance to prevent breaking up families. Other important services for youth are performed under education, health, labor, probation, and mental health programs.

Programs for the Aging State, Federal and local funds provide old age assistance for an average of 56,000 needy persons each month. Under New York's program of medical assistance for the aged, the nation's most comprehensive, an average of 33,000 persons a month receive care. State aid of \$45 million and Federal aid of \$60 million will help localities meet the costs of these two programs. Medical assistance was broadened this year to include the cost of services of homemakers and home aides, and the maximum amount of income and resources that an individual may have and still be eligible was increased. The State also shares with localities the cost of care for needy older citizens in public homes and private institutions.

In addition to financial and medical assistance, aged welfare recipients are helped by local caseworkers to obtain safe housing, nutritional guidance, institutional care, legal advice, renewed relationships with relatives, or other assistance. The Department of Social Welfare is improving the care given aged persons and other adults in almost 1,500 private homes for the aged, public homes, nursing homes, hospitals, and other facilities by upgrading its standards for operating such facilities, establishing training programs for staff, enlisting the cooperation of community advisory committees, and offering guidance by specialists. The department also is working with experts in health and related fields to revise rules governing nursing institutions which care for 50,000 aged persons.

The State Office for the Aging helps public and private agencies concerned with the aging and distributes information to senior citizens on assistance available to them. The office also studies problems of the aging and stimulates interest in their solution. Legislation this year will encourage the construction of more housing for the aging by permitting State and State Housing Finance Agency loans for the full cost of limited-profit housing for this purpose. Discrimination in employment because of age is reduced by the Commission for Human Rights through public education and enforcement of anti-discrimination laws. Research is conducted in health problems of the aged, and facilities are maintained for mentally ill older persons. Special em-

ployment counseling and vocational rehabilitation services are provided workers 45 years of age or older, and aid is given localities for recreation and education programs and day centers for the elderly.

Housing and Related Programs This year the State has launched an imaginative approach to public low-income housing designed to attract private capital and to slow the rising costs. Under this experiment, the Housing Finance Agency will lease apartments in private, limited-profit or nonprofit housing and sub-lease them to low-income families at public housing rates, with the State paying the difference in rental costs. This program, undertaken in cooperation with private enterprise, will reduce the economic and racial stratification that often results from traditional public financing methods. Local public housing authorities also were empowered to use similar arrangements.

Since its creation in 1960, the State Housing Finance Agency has channeled funds from private enterprise to middle-income housing projects sponsored by nonprofit institutions, labor unions and church groups. At no expense to State taxpayers, nearly 25,000 apartments have been approved to date for mortgage loans totaling almost \$400 million. In addition, direct State loans amounting to \$108 mil-

NEW THIS YEAR:

- • *\$165 million bond referendum for low-income housing.*
- • *\$1 million experimental program to lease middle-income apartments for low-income tenants.*
- • *Dormitory Authority authorized to build facilities for schools of nursing.*
- • *Repeal of preference in public housing for persons living nearby, which acted to preserve old racial patterns.*
- • *State and HFA loans permitted for the full amount of housing for the aged.*
- • *Condominium law for ownership of individual apartments.*
- • *Advance funds for early planning of relocation housing for urban renewal.*

lion have been approved for construction of 5,800 middle-income apartments.

The Legislature this year authorized \$165 million of housing bonds subject to a referendum in the fall of 1964. Funds for low-rent housing are nearly exhausted and the new issue, if approved by the voters, will enable the State to carry forward its program for three more years. To date the State has financed the construction of nearly 65,000 low-rent housing apartments with an investment of almost \$1 billion.


To eliminate slums and check urban blight, the State assists in urban renewal and community development plans. Contracts for 31 urban renewal projects have been executed to date involving over \$25 million in State aid, and another 46 are in process. Local non-profit community development corporations can borrow funds from the State Housing Finance Agency to construct civic, cultural and recreational facilities in urban renewal projects. To minimize hardships that urban renewal projects may cause, State aid has been made available to enable municipalities to prepare plans for relocation housing at the earliest possible date. A performance building code, drawn and maintained by the State, now has been adopted by 427 communities.

GENERAL GOVERNMENT

Estimated expenditures: \$148 million, 5% of State Budget

THE COURTS, LEGISLATURE, GOVERNOR'S OFFICE and other agencies listed below furnish general services to the State's residents, employees and municipalities. The internal management activities of State government include preparation and execution of the State budget, collection of revenues, supervision of the State's legal affairs, development of personnel policies, auditing of accounts, and central purchasing and control of State supplies, equipment, property and buildings. Protection against consumer frauds, maintenance of election and other public records, counseling of local officials, auditing of municipal finances, and establishment of equalization rates to assure fair assessment and taxation of real property are among direct State services to municipalities and the public.

General Assistance to Localities General-purpose per capita aid to local governments will be revised effective April 1, 1965 to reflect local fiscal ability. As recommended by the Temporary State Com-



mission on Per Capita Aid, this grant will be increased in 1965-66 from \$99 million to \$120 million. All localities will benefit but, under the formula, localities with a low full value of real property per capita will receive aid at a higher rate than wealthier communities. The new plan, the first major per capita aid revision since 1946, will be in effect one year, and the commission, renamed the Commission on State-Local Fiscal Relations, will make studies of the entire system of State aid to local governments.

Government Efficiency Major organization and management improvement efforts by the State in recent years have produced continuing savings and increased productivity without higher costs to taxpayers. Extensive use of electronic data processing systems has reduced personnel costs while providing more timely and comprehensive information on which to base management decisions. A measure

AGENCIES OF GENERAL GOVERNMENT

The Judiciary	Department of Audit and Control
The Legislature	Department of Law
The Governor's Office	Department of Civil Service
Office of General Services	Department of State
Office for Local Government	Department of Taxation and Finance
Office for Regional Development	Temporary State Commissions

recommended by the Interdepartmental Management Improvement Council and enacted this year initiates a forms control plan to eliminate unnecessary technical requirements such as notarization. Persons involved in daily transactions with the State, as well as the general public, will accordingly be freed from excessive governmental paperwork. Other measures which will improve the quality and efficiency of services to the public include a uniform city court act which will conform practices in 61 city courts, and the beginning of construction on the South Mall complex of office buildings in Albany.

Protecting the Public Interest The rights and interests of consumers and voters are assured added protection by a number of laws passed at the 1964 session of the Legislature:

- Excessive theater ticket prices will be curbed by new regulations governing sale and distribution.
- The election laws were liberalized to permit: (1) absentee voting by persons on vacation; (2) greater flexibility in the use of voting machines; and (3) voting in presidential elections by persons residing at least 90 days in the State, regardless of residence requirements for nonpresidential voting.
- A strengthened code of ethics for State legislators and clearer standards of conduct for municipal officers and employees were established to prevent conflicts of interest and clarify responsibilities of public officials.

Employee Benefits Important employee benefits were enacted in 1964 to help the State attract and retain capable employees. The State assumed the cost of an additional 3 percentage points of retirement contributions formerly paid by its employees and, effective October 1, 1964, salaries were increased under a sliding scale ranging from 3 to 8 per cent. The two actions together will raise the take-home pay of most employees by 7 to 11 per cent and make their compensation more competitive with that in private industry. To help pensioners of State retirement systems meet the rise in the cost of living since the last adjustment in 1962, supplemental retirement allowances were increased by 3 percentage points, while those retired in 1957 were granted supplementary benefits for the first time.



PUBLIC SAFETY

Estimated expenditures: \$116 million, 4% of State Budget

ONE OF THE ESSENTIAL RESPONSIBILITIES of government at all levels is protection of its citizens. Vital to this objective in New York is the never-ending battle against crime waged by more than 3,600 State and local agencies concerned with law enforcement. The State maintains a police force and an investigation commission, operates correctional institutions, administers a parole system, trains State and local police officers, and supervises and provides State aid for local probation services.

This year the State enacted a major anti-crime program to strengthen the effectiveness of both State and local agencies and to assure greater safety for individuals. A statewide information-sharing system is being developed. This system will use modern electronic techniques to provide a central pool of criminal identification and intelligence data for agencies concerned with law enforcement and administration of criminal justice. Funds also are provided to establish a School of Criminal Justice within the State University to conduct research in causes of crime, criminal rehabilitation and judicial doctrine relating to criminal cases, and to train administrators.

Other important aspects of this program approved by the Legislature in 1964 were measures to:

- 1. Permit police to stop and search persons when there are reasonable grounds to suspect that they committed a crime.
- 2. Authorize search warrants to permit entry by law enforcement officers without advance notice when such notice would permit destruction of evidence.
- 3. Give to grand juries the power, subject to safeguards, to make presentments directed at fraud, corruption and misconduct by public officials.
- 4. Bar possession of firearms by felons and the mentally ill.

Crime Prevention and Detection The State Police maintains laboratory and communication facilities for crime prevention and detection, conducts investigations and provides assistance to local law enforcement officials. The Division of Identification in the Department of Correction serves as a central clearing house for information on personal identification required by State and local law enforcement and other governmental agencies. As a result of reorganization of the State Police begun in 1961, substations have been consolidated, the workweek has been reduced to 40 hours, and greater use of civilian personnel has released many troopers for field duty. During this period the total number of troopers and other employees expanded by more than 50 per cent. This year's budget provides funds to hire 100 new troopers; in addition, 51 civilian employees will be hired to handle increased workloads and to replace police now assigned to duties which can be performed by civilians. Total cost of public safety activities of the State Police will be \$10 million in 1964-65.

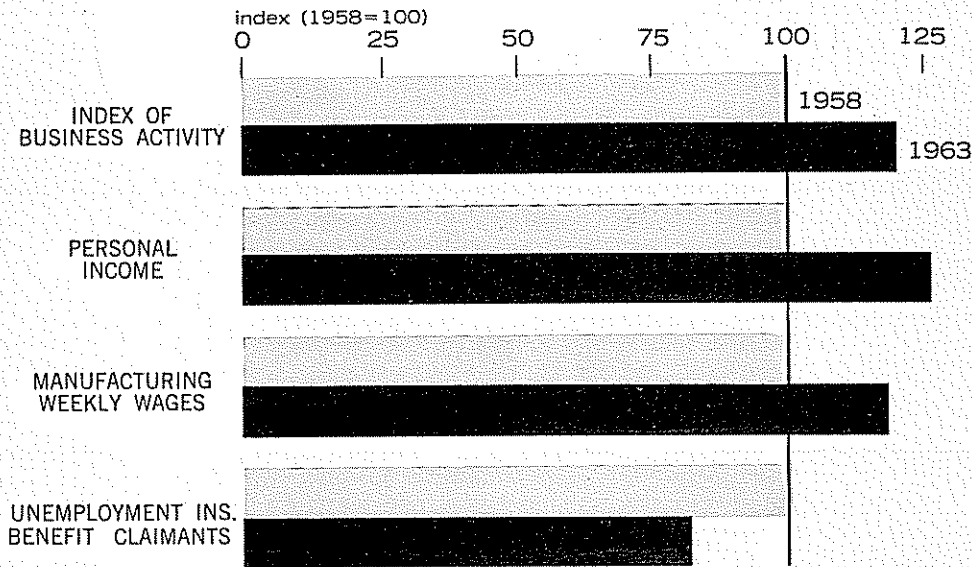
Correction, Parole and Probation The State operates 22 correctional institutions, ranging from minimum-security conservation work camps to maximum-security prisons. Persons in these institutions will increase to about 20,470 during the year. The budget provides for construction of facilities for 400 additional inmates at Attica and Green Haven prisons and for 120 at Woodbourne Correctional Institution, and \$3.6 million was appropriated for modernization of cell blocks at Great Meadow. Expenditures for operating all correctional institutions will total \$52 million in 1964-65, while expansion and improvement of facilities will require an additional \$4 million.

Parole or probation often contributes more to rehabilitation of an offender than does a long period of imprisonment. In addition, the annual cost of confining a prisoner, apart from construction costs, is about \$2,750, while the average cost of supervising a parolee after release from prison is only \$475. Supervising a person on probation rather than placing him in prison costs even less. More than 15,500 persons are supervised by the State Board of Parole, and about 67,000 persons by local probation officers during the year. The State stimulates improvement of local probation services by contributing a portion of the cost of new or expanded services. Legislation this year removes the requirement that State aid for this purpose be apportioned equally between New York City and the rest of the State, making it possible for the State to provide additional funds needed by the city.

Funds provided this year will enable the Division of Parole to expand its institutional services, undertake a pilot project of intensive casework at Woodbourne, and share with the Federal government costs of setting up a guidance center in New York City for parolees who need closer supervision and counseling. Total costs of the State's parole and probation programs, including aid for local probation services, will be \$8 million in 1964-65.

Civil and Military Defense The Civil Defense Commission and the Division of Military and Naval Affairs are responsible for coordinating State efforts in preparation for possible enemy attack or natural disasters. The Civil Defense Commission is prepared to carry out a comprehensive plan for civil defense in the State, utilizing the services, resources, materials, and facilities of other State agencies. A stockpile of medical supplies for use in emergency is stored in more than 500 locations throughout the State. The stockpile includes 200 mobile hospital units, 2,900 aid station outfits, 124,000 blood collection kits, and millions of units of blood plasma and antibiotics. The Division of Military and Naval Affairs is responsible for maintaining, housing and training the State military forces—the Army National Guard, Air National Guard, Naval Militia and the State Guard. The 1964-65 budget provides \$3 million for civil defense activities and \$8 million for military defense.

expansion of New York State economy



SERVICES to AGRICULTURE, BUSINESS and LABOR

Estimated expenditures: \$88 million, 3% of State Budget

Services to Business State activities which stimulate the economy and expand business and job opportunities benefit all citizens. These activities have had marked success in recent years as measured by increased employment, new and expanded plants, higher personal income and over-all economic growth. A nationwide program to attract industries to the State is continuing with emphasis on advertising, technical assistance to localities in securing industries, calls on firms which may invest in New York and preparation of information on potential industrial sites. State offices abroad help stimulate foreign trade opportunities for New York manufacturers. Many kinds of statistics and information on which business decisions can be made are supplied to new and existing businesses. Other State programs help railroads, airports and commercial aviation, and promote the tourist and travel industry.

State regulation of banks, insurance companies, public utilities, horse racing and the alcoholic beverage industry protects consumers and promotes legitimate business competition. The public in-

terest will be advanced and opportunities for corruption limited by enactment in 1964 of important revisions in the State's liquor control law, as well as by changes made in the organization and operations of the State Liquor Authority which administers the law. New York licenses teachers, physicians, nurses, accountants, engineers, real estate brokers, private detectives and others to insure compliance with accepted standards. The State also regulates horse racing, professional boxing and wrestling and bingo games.

State assistance in nuclear research and encouragement of a peacetime atomic energy industry have helped make New York a leader in this field. Several atomic facilities have been developed or are being planned to advance this industry of the future in New York State, including a major waste reprocessing plant financed through a State advance. New York's Council on the Arts, a pioneering cooperative program between government and the arts, helps communities bring professional live opera, theater, music and dance to parts of the State where formerly they seldom had been seen. The New York State Theater at Lincoln Center and the State Pavilion at the World's Fair both opened in April, 1964. The Legislature appropriated \$100,000 for the Saratoga Performing Arts Center. State funds will supplement private subscriptions in development of this important cultural center, which will be the summer home of the Philadelphia Orchestra and New York City Ballet. All services to business and regulatory activities will cost \$56 million in 1964-65.

Labor and Human Rights Programs administered by the State provide unemployment insurance, a statewide public employment service, workmen's compensation and disability benefits. Other activities aiding workers and industry include arbitration and mediation services, protection of workers against unfair labor practices, enforcement of industrial health and safety and wage and hour laws, and supervision of apprentice programs. To reduce unemployment and provide the skilled workers required by a dynamic economy, emphasis has been placed upon training and retraining workers in new and needed skills. A 1964 law advances these objectives by permitting unemployed workers to receive unemployment insurance benefits while enrolled in basic educational courses.

New York's actions to combat discrimination and assure equal opportunity to all residents and visitors have long been outstanding. Discrimination is now banned in public accommodations, education, employment, union membership, and in the sale and rental of nearly all public and private housing in the State. New legislation prohibits the selection of persons for apprentice training by any basis other

than their qualifications, and guarantees women employment opportunities equal to those of men.

Agriculture New York's agricultural industry is aided by many State services, ranging from extensive research to increase farm production to assistance in financing vaccination of 300,000 calves in the current year. Animals are tested for such diseases as brucellosis and tuberculosis, and the State licenses milk dealers and administers milk marketing orders. A State program helps prevent or control the spread of insect pests and plant diseases, and farm products are inspected and graded. A variety of informational and promotional services benefiting both farmers and consumers are carried on, including the State Agricultural and Industrial Exposition at Syracuse, and State aid is given county fairs. Consumers are protected by State enforcement of pure food and labeling laws. Consumers will be better protected by this year's extension of the State's red meat inspection program to all slaughterhouses not otherwise inspected. Inspection of meat food products and byproducts, now on a voluntary basis, will be required beginning April 1, 1965, and will be done at the processor's expense.

NATURAL RESOURCES and RECREATION

Estimated expenditures: \$50 million, 2% of State Budget

Parks and Recreation The 105 State parks and other recreational areas, with facilities for boating, swimming, hiking, camping, picnicking, golf, tennis, and winter sports, will attract 38 million visitors this year. An estimated 860,000 campers are expected to use 86 camping areas; expansion of five existing areas and construction of three new ones will permit more outdoorsmen to take advantage of the State's extensive recreation lands.

The expanded Robert Moses State Park on Fire Island, easily accessible via a new bridge from Captree State Park, increases the park facilities available to the populous New York metropolitan area. The Gore Mountain ski development in the Adirondack Mountains opened during the 1963-64 season. An additional 4,100 feet of double chair lift there will open this season and will bring the total to 11,400 feet, providing access to 12 miles of ski trails.

More than 300,000 acres have been purchased or committed by the State and municipalities under the State's \$100 million park



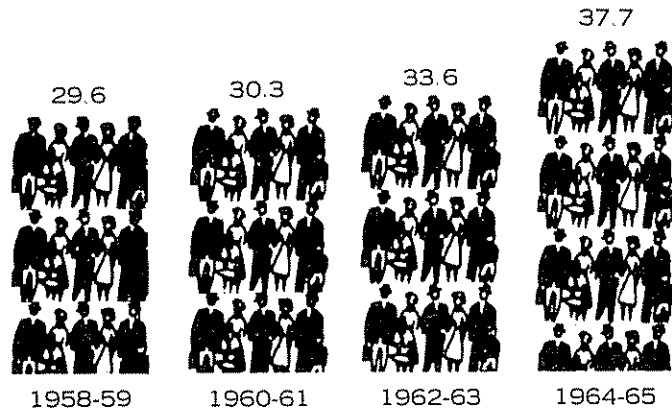
and recreation land acquisition program. The State provides 75 per cent of the cost of local park land acquisitions under this program.

Conservation, Fish and Wildlife The State maintains 2.6 million acres of State Forest Preserve, protects 21.4 million acres of State and private forests from fire, supervises pest control in many forest areas, and provides technical advice on approved forest practice standards to over 7,000 owners of more than 1.5 million acres of forest land. State aid is given counties for reforestation, including assistance for tree planting and care, and marketing of forest products. State nurseries will distribute 25 million young trees in 1964-65 for reforestation of State and private lands. The State's natural resources will be advanced by a new division organized in the Conservation Department to develop proper utilization of oil and gas reserves.

The State operates an extensive fish and game program, supported primarily by receipts from hunting, fishing and trapping licenses and supplemented by State and Federal funds. It includes maintenance of 6 game farms and 18 fish hatcheries and development of wildlife refuges and hunting preserves. Other projects include stocking of streams for fishing, research on the habits and diseases of wildlife, and rabies control. Conservation is promoted by the *New York State Conservationist* magazine with 85,000 subscribers, exhibits at the State and county fairs, four conservation education camps for boys, and newspaper articles, radio programs, and movies. This

attendance at New York State parks

millions of visitors



year 120,000 hunters are expected to participate in the State's hunter safety program.

Water Resources and Waterways The State's efforts to preserve and develop its water resources include erosion, flood and drainage control, apportionment of available water supplies among public water systems, water purity control and river improvement. Regional water surveys and studies are conducted with the participation of localities, water power users are regulated, and control is exercised over well drilling on Long Island Shore protection projects to prevent erosion along the Atlantic seaboard are planned and completed by the State at the request of municipalities, with costs shared equally by both after use of Federal funds.

Motorized pleasure and other boats totaling 365,000 are registered by the State. Resulting fees help finance the State's program for promoting high standards of boating safety, education and sanitation, and reimburse counties for up to 50 per cent of their expenses in enforcing boating regulations. About 65 boat-access and launching sites are maintained by the State; construction of 16 new sites will be financed by the State and the Federal government to help satisfy the growing demand for such facilities. The New York State Barge Canal System forms a 550-mile commercial and recreational waterway across the breadth of New York. Its numerous locks and channels are maintained by the State, which also provides navigational and safety aids.

APPENDIX

Table 1—State Financial Operations

General Fund, War Bonus and Mental Health
Bond Account, and Highway Account

(millions of dollars)

	1963-64 Actual	1964-65 Estimated	Change
Income	2,785	2,921	+ 136
Expenditures			
Local assistance	1,545	1,664	+ 119
State operations			
State Purposes Fund	873	929	+ 56
War Bonus and Mental Health Bond Account	"	"
Subtotal	873	929	+ 56
Capital construction			
Capital Construction Fund	328	293	— 35
Debt service on bonded debt			
State Purposes Fund	17	15	— 2
War Bonus and Mental Health Bond Account	11	13	+ 2
Highway Account	7	7
Subtotal	35	35
Total expenditures	2,781	2,921	+ 140
Surplus	4	— 4
Net first instance advances reim- bursable from the Federal Government, public authorities and localities, temporarily financed from capital reserves	4	7	+ 3

¹ Less than \$0.5 million

Table 2—State Income

(millions of dollars)

	1963-64 Actual	1964-65 Estimated	Change
Personal income tax	1,136	1,140	+ 4
User taxes and fees	640	663	+ 23
Motor fuel tax	243	253	+ 10
Motor vehicle fees	137	145	+ 8
Cigarette tax	123	120	— 3
Alcoholic beverage tax	62	64	+ 2
Alcoholic beverage control licenses	56	62	+ 6
Highway use tax	19	19
Business taxes	581	696	+ 115
Corporation franchise tax (Article 9A)	325	395	+ 70
Corporation and utility taxes (Article 9)	146	153	+ 7
Bank tax	67	75	+ 8
Unincorporated business tax	30	59	+ 29
Insurance premium tax	13	14	+ 1
Taxes on other activities	314	318	+ 4
Pari-mutuel tax	123	135	+ 12
Estate tax	111	100	— 11
Stock transfer tax	77	80	+ 3
Other taxes	3	3
Miscellaneous receipts	114	104	— 10
Total income ^a	<u>2,785</u>	<u>2,921</u>	<u>+ 136</u>
^a Total income is divided among the funds as follows:			
General Fund	2,554	2,687	+ 133
War Bonus and Mental Health Bond Account			
Personal income tax	126	127	+ 1
Cigarette tax	25	24	— 1
Highway Account			
Motor fuel tax	80	83	+ 3
Total income	<u>2,785</u>	<u>2,921</u>	<u>+ 136</u>

Table 3—Local Assistance Fund Appropriations

Agency or Purpose	1963-64	1964-65 ^a
Education, total	\$1,035,755,560	\$1,124,375,653
Education Department	995,484,498	1,070,164,300
Support of public schools	974,109,498	1,046,839,300
School lunch program	10,500,000	12,500,000
Library aid	10,200,000	10,200,000
Recreation for the elderly	425,000	425,000
Physically handicapped children	250,000	200,000
State University	40,271,062	54,211,353
City University of New York	29,421,062	30,500,000
City University—doctoral programs	1,000,000	1,000,000
Community colleges, incl. N.Y.C.	9,850,000	22,711,353
Social Welfare, total	217,231,770	235,949,370
Public assistance and care	177,918,000	194,958,000
Medical assistance for the aged	31,406,000	31,074,000
Care of juvenile delinquents	4,225,000	5,350,000
Administration of local assistance	3,682,770	4,567,370
Taxation and Finance, total	168,292,330	171,800,282
Per capita aid	98,692,330	98,900,282
Counties' share of motor vehicle fees	33,000,000	35,500,000
Counties' share of motor fuel taxes	27,000,000	28,000,000
Railroad tax relief	9,600,000	9,400,000
Health, total	42,160,000	44,760,000
General public health work	26,000,000	28,128,000
Physically handicapped children	6,600,000	7,500,000
Tuberculosis care	5,900,000	5,000,000
Sewage treatment works	1,500,000	1,600,000
Laboratories and blood banks	1,400,000	1,500,000
Water supply studies	250,000
Care of adults with poliomyelitis	40,000	45,000
Administration of local assistance	720,000	737,000
Housing, total	33,271,519	33,384,099
Housing subsidies	22,609,931	24,283,281
Urban renewal grants	7,500,000	5,000,000
Urban renewal subsidies	818,640	812,040
Administration of local assistance	2,342,948	2,288,778
Housing Finance Agency—low-rent leases	1,000,000
Mental Hygiene	16,797,781	18,806,783
Public Works, total	15,204,667	14,891,682
Town highways	12,768,322	12,456,000
County highways	2,266,274	2,266,264
Administration of local assistance	170,071	169,418
Housing Rent Commission	7,191,991	8,116,644
Youth, Division for	3,815,514	3,801,922
Correction—probation services	2,943,122	3,325,318
Judiciary—justices' salaries	3,180,000	3,240,000
Veterans' Affairs—service agencies	494,000	489,000
Commerce—urban planning	370,000
Conservation—water resources, watershed protection, reforestation, rabies control	268,216	287,713
General Services, Office of—surplus commods	73,804	74,005
Debt service	3,401,700
Miscellaneous	184,936	415,379
Total	<u>\$1,550,266,910</u>	<u>\$1,664,087,850</u>

^a Excludes allowance for possible deficiency appropriations. Dollars rounded.

Table 4—State Purposes Fund Appropriations

Agency or Purpose	1963-64	1964-65 ^a
Mental Hygiene, Department of	\$264,375,131	\$231,719,264
State University	94,401,026	124,140,659
Education Department	70,700,350	79,434,597
Executive Department, total	64,751,872	65,477,414
Alcoholic Beverage Control, Division of	4,215,103	4,393,774
Atomic and Space Development, Office of	253,381	291,250
Budget, Division of the	2,107,500	2,244,580
Civil Defense Commission	2,462,076	2,337,012
Executive Chamber	2,334,220	2,212,008
General Services, Office of	10,695,609	9,523,370
Human Rights, Commission for	1,687,743	1,693,010
Local Government, Office for	3,211,222	3,093,541
Military and Naval Affairs, Division of	7,032,637	7,013,791
Parole, Division of	5,251,752	5,537,543
State Police, Division of	21,055,397	22,637,085
State Recreation Council	25,000	—
Transportation, Office of	347,000	345,423
Veterans' Affairs, Division of	1,445,566	1,397,350
Youth, Division for	2,627,666	2,757,677
Public Works, Department of	63,515,957	64,711,850
Correction, Department of	52,997,553	53,658,615
Taxation and Finance, Department of	32,229,799	31,976,995
Health, Department of	27,283,046	27,401,974
Conservation Department	22,239,886	23,774,710
Social Welfare, Department of	16,230,208	16,879,848
Motor Vehicles, Department of	13,814,998	13,490,047
Labor, Department of	11,248,148	11,642,006
Legislature	11,637,476	11,612,063
Judiciary	10,151,973	10,554,677
Audit and Control, Department of	7,300,375	7,216,161
Agriculture and Markets, Department of	7,007,473	7,187,079
Law, Department of	5,695,195	6,205,803
State, Department of	5,473,601	5,906,286
Commerce, Department of	4,703,408	4,706,273
Civil Service, Department of	4,257,980	4,517,715
Public Service, Department of	4,396,619	4,385,177
Insurance Department	491,314	481,166
Banking Department	278,705	255,814
Other State agencies and commissions	11,166,526	14,698,380
All agencies—salary adjustments	400,000	11,600,000
General State charges	—	—
Pension administration, contributions	64,207,005	74,854,612
Social security admin., contributions	14,773,916	15,750,025
Health and compensation insurance	10,648,125	10,888,523
Taxes on public lands, judgments, etc	9,503,729	9,717,929
Unemployment insurance	1,644,159	1,500,000
Total current operations	\$907,525,553	\$946,345,662
Debt service	17,076,702	14,650,276
Grand total	\$924,602,255	\$960,995,938

^a Excludes allowance for possible deficiency appropriations. Dollars rounded.

Table 5—Capital Construction Fund Appropriations^a

Agency or Purpose	Prior Appropriations in Force April 1, 1964	New Appropriations 1964-65	Total Appropriations Available 1964-65
Public Works, Dept. of, total	\$293,359,872	\$254,054,190	\$547,414,062
Highways	209,153,474	157,800,000	366,953,474
Grade crossing elimination	46,365,573	21,639,000	68,004,573
Parkways	16,534,960	11,427,000	27,961,960
Taconic State Parkway	6,634,206	16,909,200	23,543,406
Canals	2,127,237	2,490,000	4,617,237
Shore protection	1,354,609	2,500,000	3,854,609
Flood control	1,209,741	1,939,000	3,148,741
Capital City improvements	1,833,545	—	1,833,545
Buildings and grounds	1,775,046	—	1,775,046
Mass transp. demonstration proj	1,358,000	—	1,358,000
District offices and shops	254,009	630,000	884,009
Acquisition of property	353,407	—	353,407
Dag Hammarskjold memorial	100,000	—	100,000
Rehabilitation and improvements	68,520	—	68,520
Services and expenses	4,237,545	38,719,990	42,957,535
Executive Department, total	123,659,984	7,682,600	131,342,584
Civil Defense Commission	98,750,518	—	98,750,518
General Services, Office of	21,712,182	5,455,600	27,167,782
Military and Naval Affairs, Division of	—	—	—
Youth, Division for	1,916,730	1,740,000	3,656,730
Atomic and Space Development, Office of	420,432	487,000	907,432
State Police, Division of	669,390	—	669,390
State Police, Division of	190,732	—	190,732
Correction, Department of	6,189,133	6,799,000	12,988,133
Conservation, Department of	2,582,869	8,335,036	10,917,905
Social Welfare, Department of	5,963,727	3,065,000	9,028,727
Health, Department of	7,203,969	915,000	8,118,969
Education, total	4,196,499	140,000	4,336,499
Community colleges	3,039,180	—	3,039,180
Education Department	763,374	140,000	903,374
State University	393,945	—	393,945
Commission on the World's Fair	4,188,259	—	4,188,259
Law, Department of	126,122	2,227,819	2,353,941
Public Service, Department of	1,398,552	600,000	1,998,552
Mental Hygiene, Department of	749,495	—	749,495
Labor, Department of	—	298,522	298,522
Audit and Control, Department of	12,797	189,159	201,956
East Hudson Parkway Authority	93,021	—	93,021
Agriculture and Markets, Dept. of	48,358	42,000	90,358
All agencies, unapportioned	3,375,888	6,030,200	9,406,088
Grand total	\$453,148,545	\$290,378,526	\$743,527,071

^a Dollars rounded.

**Table 6—Functional Classification
of Estimated Expenditures, 1964-65**

(millions of dollars)

	Regular Budget Funds ^a	Federal Funds	Other Funds	Total
Education	1,347	42	167	1,556
Highways and Highway Safety	443	174	13	630
Social Welfare	323	261	1	585
Health and Mental Health	396	17	49	462
Services to Agriculture, Business and Labor	88	74	101	263
General Government	148	9	157
Public Safety	116	6	1	123
Natural Resources and Recreation ..	50	2	48	100
Nonallocated General Costs	10	10
Total	<u>2,921</u>	<u>576</u>	<u>389</u>	<u>3,886</u>

^a General Fund, War Bonus and Mental Health Bond Account, and Highway Account.

Table 7—Net Outstanding State Debt^a

March 31, 1964

(millions of dollars)

	Long Term	Temporary	Total
Tax-financed			
Mental health construction	105 ^b	105
Highway construction	71	71
Grade crossing elimination	69	69
Higher education construction	31	31
State institution buildings	3	3
Parks and forest preserve	4	4
Canals	3	3
General state improvements	2	2
Total tax-financed	<u>288</u>	<u>.....^b</u>	<u>288</u>
Other			
Housing and urban renewal ^c	650	63	713
Park and recreation land acquisition ^d ..	46	46
Grade crossing elimination ^e	34	34
Total other	<u>730</u>	<u>63</u>	<u>793</u>

^a Exclusive of State-guaranteed debt of the New York State Thruway Authority, the Port of New York Authority and the Job Development Authority, which is not financed from State revenue.

^b Less than one-half million dollars.

^c Debt service is paid by municipal housing authorities and limited profit housing corporations to whom loans were made.

^d Debt service is financed by park user fees.

^e Debt service is paid by assessments on railroad companies.

Selected Source Material on State Finance

Annual Reports

- New York State, *Governor's Budget Message*, 1964-65, 121 pp.
 New York State Department of Audit and Control:
1963 Annual Report of the Comptroller, 135 pp.
Financial Data for School Districts, Year Ending June 30, 1963 [1964], 131 pp.
Digest of 1964 Annual Report of the Comptroller, 13 pp.
State Aid to Local Government [September, 1963], 117 pp.
 New York State Department of Taxation and Finance:
Annual Report of the State Tax Commission, Fiscal Years 1961-62, 1962-63 [1963], 116 pp.
New York State and Local Tax System, 1962, 44 pp.
 New York State Education Department, *State Aid to New York School Districts Paid During the School Year 1962-63 Including Three-Year Trends in School Finances* [December, 1963], 50 pp.
 New York City Comptroller, *Annual Report, 1962-63* [October, 1963], 523 pp.
 United States Department of Commerce, Bureau of the Census:
Compendium of State Government Finances in 1963 [1964], 59 pp.
Detail of State Tax Collections in 1963 [November, 1963], 30 pp.
State Tax Collections in 1963 [August, 1963], 12 pp.
Summary of State Government Finances in 1963 [April, 1964], 22 pp.
Government Finances in 1962 [October, 1963], 49 pp [data on Federal, State and local governments].

Other Reports

- New York State College of Agriculture, *Local and State Financing in the United States and New York State*, Cornell Extension Bulletin 1040, by Edward A. Lutz [1960], 40 pp.
 New York State Executive Chamber, *The Government of New York State* [1961], 56 pp.
 New York State Committee on Higher Education, *Meeting the Increasing Demand for Higher Education in New York State* [1960] 74 pp.
 New York State Department of Audit and Control:
Comparison of Revenues, Expenditures and Debt, 1949-1959 [1961], 159 pp.
1959 Tax Atlas of New York State [1961], 156 pp.
Direct and Overlapping Bonded Debt, Counties, Cities, Towns, Villages, New York State, 1961 [1963], 105 pp.
The State and Local Governments: The Role of State Aid [1963], 183 pp.
 New York State Education Department:
Education for the Sixties—How Much Will It Cost? [1961], 88 pp.
State Aid for Education in New York State—A Manual of State and Federal Aid Programs in Support of Education [1963], 46 pp.
 New York State Joint Legislative Committee on School Financing, *Final Report* [1963], 245 pp.
 New York State Joint Legislative Committee on Metropolitan Area Studies, *Municipal Cooperation* [February, 1963], 140 pp.
 New York State Temporary Commission on Per Capita Aid:
First Report [1963], 69 pp.
Second Report [1964], 332 pp.
 Secretary to the Governor, *Proposed Reorganization of the Executive Branch of New York State Government* [1959], 75 pp.
 United States Department of Commerce, Bureau of the Census, *Census of Government, 1957*, Series of publications, including Vol VI, No. 30, *Government in New York* [1959], 150 pp.